

**Tues., September 4, 2018** GA

- Complete the warm-up.
- Collect painting project, OR, if you've finished it, wait for direction for 2<sup>nd</sup> painting.

Answer in 2-3 complete sentences.

What did you do over the long weekend?  
If you made or saw any art, tell me about it, please.

Today, we will:

**Work on camo painting project**

Students will be able to use **elements** and **principles** to organize the composition of their own artwork (color).

Students will be able to identify and experiment with **materials, tools,** and **techniques** *appropriately* and *expressively* in his or her own artwork (painting materials).

**SB6: Imaginary Animal  
due 9/5 or 6**

- Create a new animal by combining 3 existing ones.
- Give it a name
- Fill the page
- Color/Shade



**Tues., September 4, 2018** Intro

- Complete the warm-up.
- Pull out your printmaking ideas, and a pencil

Answer in 3-5 complete sentences.

What did you do over the long weekend?  
If you made or saw any art, tell me about it, please.

Today, we will:

Work on printmaking.

\*\*\*QUIZ FRIDAY\*\*\*

Students will be able to demonstrate purposeful use of a range of **materials, tools, and techniques** in his or her own artwork (CLAY).

**SB7: Underground Scene DUE 9/6**



Wed., September 5, 2018 GA

- Turn in sketchbook
- Collect project from drawer



Today, we will:

- Look at past warm-ups
- **Work on Camo Painting—LAST DAY**

Students will be able to use **elements** and **principles** to organize the composition of their own artwork (color).

Students will be able to identify and experiment with **materials, tools, and techniques** *appropriately* and *expressively* in his or her own artwork (painting materials).

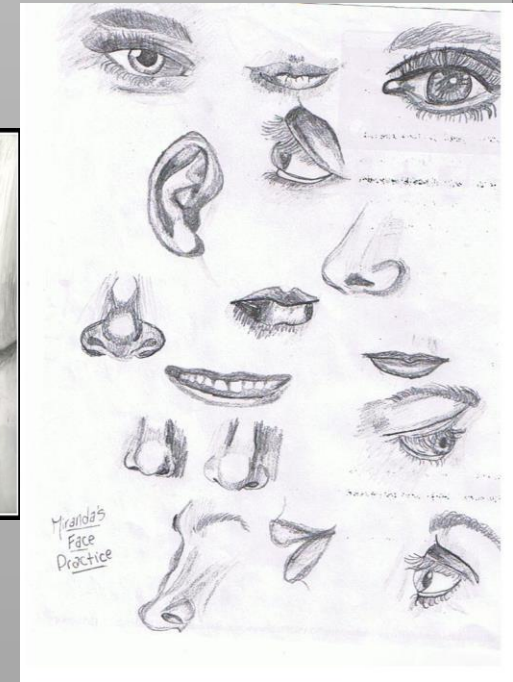
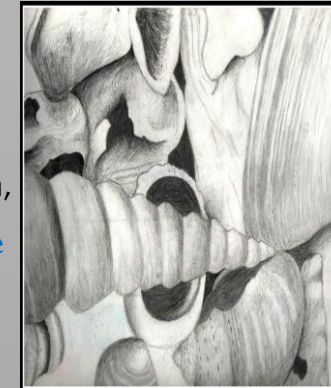
**SB8 and 9: DUE 9/12 or 9/13**

**8: Free Sketch**

- School appropriate
- Fill the page; color/shade

**9: Parts of the face**

- Practice drawing eyes, nose, mouth, etc. 3 MINIMUM (**more if they are small**)
- Draw how it really looks, not how you think it looks
- Add as many details as you can
- Fill the page



Thur., September 6, 2018 GA

- Turn in sketchbook
- Collect project from drawer



Today, we will:

- Look at past warm-ups
- **Work on Camo Painting—LAST DAY**

Students will be able to use **elements** and **principles** to organize the composition of their own artwork (color).

Students will be able to identify and experiment with **materials, tools, and techniques** *appropriately* and *expressively* in his or her own artwork (painting materials).

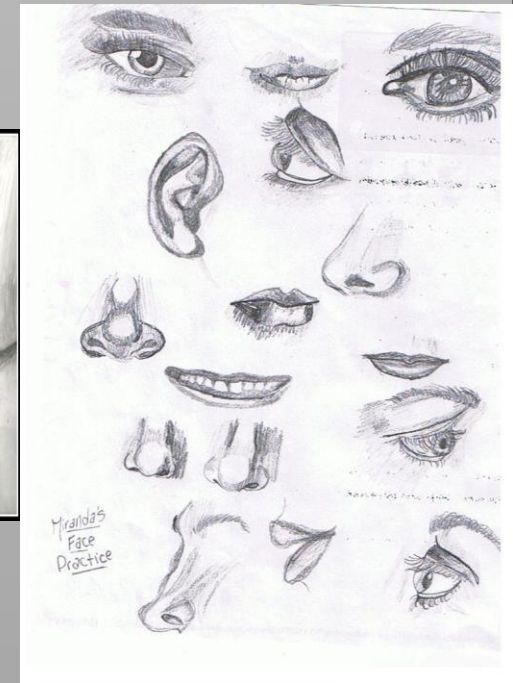
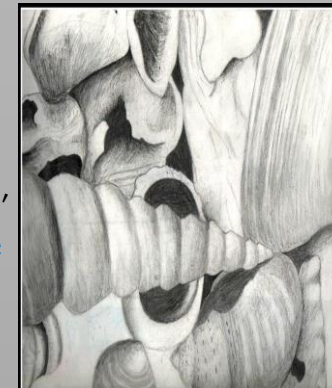
**SB8 and 9: DUE 9/12 or 9/13**

**8: Free Sketch**

- School appropriate
- Fill the page; color/shade

**9: Parts of the face**

- Practice drawing eyes, nose, mouth, etc. 3 MINIMUM (**more if they are small**)
- Draw how it really looks, not how you think it looks
- Add as many details as you can
- Fill the page



Thur., September 6, 2018 **Intro**

- Turn in sketchbook
- Clear space except for a pencil



Today, we will:

- Look at past warm-ups
- Work on printmaking

\*\*\***QUIZ FRIDAY**\*\*\*

Students will be able to demonstrate purposeful use of a range of **materials, tools, and techniques** in his or her own artwork (PRINTMAKING).

**SB 8 and 9: Due 9/13**

8: Animal Wearing Clothes

- Fill page
- Color/shade


9: Free Sketch

- School appropriate
- Fill page
- Color/shade



Friday, September 7, 2018 GA

- Collect sketchbook
- Complete the warm-up
- Open sketchbook to Elements and Principles Notes



Answer in 2-3 complete sentences. What do you think is the dominant ELEMENT OF ART in this painting? Why?

Today, we will:

- Complete Principles Notes

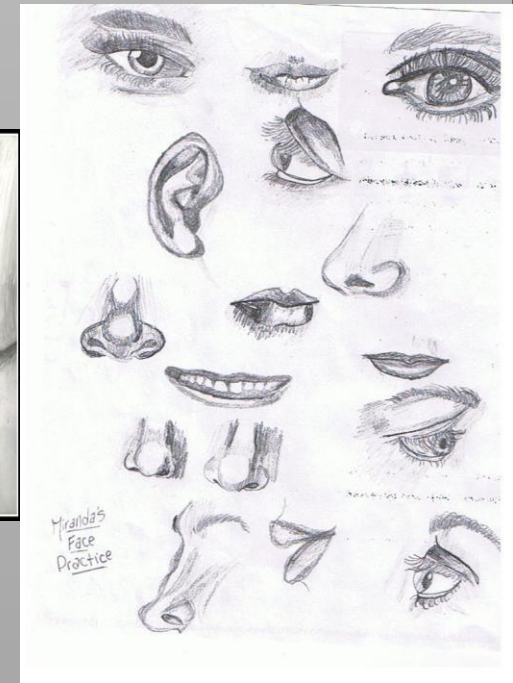
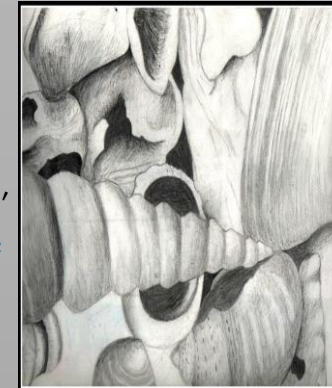
**SB8 and 9: DUE 9/12 or 9/13**

**8: Free Sketch**

- School appropriate
- Fill the page; color/shade

**9: Parts of the face**

- Practice drawing eyes, nose, mouth, etc. 3 MINIMUM (**more if they are small**)
- Draw how it really looks, not how you think it looks
- Add as many details as you can
- Fill the page



**Fri., September 7, 2018** Intro

- Collect sketchbook.
- Complete the warm-up.
- Clear table for QUIZ

Today, we will:

- Take printmaking quiz
- Work on printmaking

Students will be able to demonstrate purposeful use of a range of **materials, tools, and techniques** in his or her own artwork (PRINTMAKING).



**SB 8 and 9: Due 9/13**

8: Animal Wearing Clothes

- Fill page
- Color/shade

9: Free Sketch

- School appropriate
- Fill page
- Color/shade

Answer in 3-5 complete sentences.

This work of art is a miniature wax portrait. What type of sculpture is it? How was it made? Use terms learned in class.

